



## Adattatori per manometro

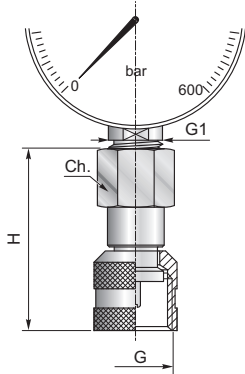
### Pressure gauge adapters

#### Opzioni / Options

##### Smorzatore di pressione a richiesta / Pressure damper on request

Opzione non prevista per tutte le tipologie / This option is not provided for all the models

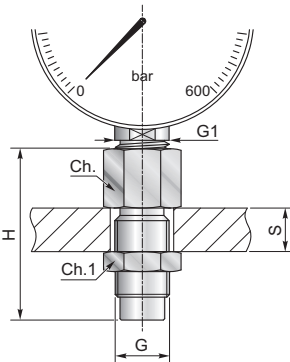
**S** Sostituire la lettera S allo 0  
Replace "0" with "S" xxxxxxxS



G	G1	H	Ch	PN [bar]	Codice/Ref.
Porta manometro connessione diretta / Direct gauge adapter					
M 16x2	ISO 228 G 1/8"	50	17	630	20180000
M 16x2*#	ISO 228 G 1/4"	50	19	630	20140000
M 16x2*#	ISO 228 G 1/2"	55	27	630	20120000
M 16x1.5*#	ISO 228 G 1/4"	50	19	630	20141500
M 16x1.5	ISO 228 G 1/2"	55	27	630	20121500
M12.65x1.5	ISO 228 G 1/4"	43	19	630	20141200
S12.65x1.5	ISO 228 G 1/2"	48	27	630	20121200
M 16x2*	1/4" - 18 NPTF	51.5	19	630	2014NPT0
M12.65x1.5	1/4" - 18 NPTF	50	19	630	201412NPT

\* Disponibili in acciaio inossidabile / Available in Stainless steel

#Disponibile tenuta per sensore o manometro digitale / Available sensor or digital gauge sealing



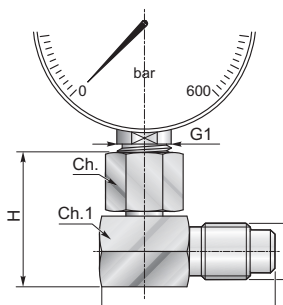
G	G1	H	Ch	Ch 1	S max	PN [bar]	Codice/Ref.
Porta manometro passaparete / Bulkhead pressure gauge connection							
M 16x2*	ISO 228 G 1/4"	46	19	19	11	630	18140000
M 16x2*	ISO 228 G 1/2"	57	27	19	13	630	18120000
M 16x1.5	ISO 228 G 1/4"	46.5	19	19	11	630	18141500
M 12.65x1.5	ISO 228 G 1/4"	52.5	19	19	11	630	18141200
M 16x1.5	ISO 228 G 1/2"	57	27	19	13	630	18121500
M 12.65x1.5	ISO 228 G 1/2"	57	27	19	13	630	18121200
M 16x2*	1/4" - 18 NPTF	48	19	19	11	630	1814NPT0

\* Disponibili in acciaio inossidabile / Available in Stainless steel

N.B. : passaggio libero senza valvola / Please note: free passage, without check valve

Opzioni/Options

**S**



G	G1	H	L	Ch	Ch 1	PN [bar]	Codice/Ref.
Porta manometro orientabile 90° / Swivel pressure gauge connection 90° angle							
M 16x2	ISO 228 G 1/4"	36	42	19	19	630	21140000
M 16x2	ISO 228 G 1/2"	44	42	27	19	630	21120000
M 16x1.5	ISO 228 G 1/4"	36	42	19	19	630	21141500
M 16x1.5	ISO 228 G 1/2"	44	42	27	19	630	21121500

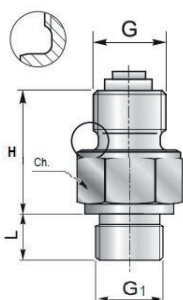
N.B. : passaggio libero senza valvola / Please note: free passage, without check valve

Opzioni/Options

**S**

## Adattatori

### Adapters



G	G1	H	L	Ch	PN [bar]	Codice/Ref.
ISO 228 G 1/4" #	ISO 228 G 1/4" 60°	33.5	11	17	630	251414MZ
ISO 228 G 1/4" #	ISO 7/1 1/4"	36.5	12	17	630	2514RG00

#Filetto maschio come manometro analogico / analog male gauge sealing